

Wi-Fi 5 Wall-Plate Wireless Access Point

WI-AP415 | WI-AP416 | WI-AP417P



Overview

Using the IEEE 802.11ac Wi-Fi standard, the Wall-Plate AP delivers faster wireless speed. Adopting 86 type wall mount junction design, the AP can perfectly blend into existing decoration without any damage. Supporting 802.3af/at PoE Input, the AP makes deployment more flexible. In addition, the wireless in-wall AP also supports cloud management functions. Users can quickly complete network-wide device deployment, configuration, remote management, and operation and maintenance, greatly reducing equipment costs, labor costs, and time costs for wireless network construction.

Features

MU-MIMO Technology

(For WI-AP416, WI-AP417P)

Adopting MU-MIMO technology, the Wall-Plate AP can provide faster wireless speed and enable more accesses to the multiple devices at the same time, enhancing the user's online experiences.

Ultra-Fast Speed

Adopting 802.11ac Wi-Fi protocol, the Wall-Plate AP provides combined wireless speed of up to 750Mbps (for WI-AP415), 1200Mbps (for WI-AP416), 1300Mbps (for WI-AP417P), bringing smooth internet experience to the users.

802.3af/at PoE Input

Adopting 802.3af/at PoE Input can enable Ethernet port to carry data and power simultaneously via one cable, eliminating the need for additional power outlets and making deployment easy and flexible.

Easy Installation

(For WI-AP415, WI-AP416)

With compact and delicate 86mm wall-mounted design, the Wall-Plate AP can be easily installed directly into 86mm and Standard US/EU wall junction box.

Multi-service access

(For WI-AP417P)

Support IPTV and VOIP data transmission, meeting the requirements for multi-service access.


Fast Roaming

The Wall-Plate AP supports fast roaming which realizes the switching between APs in milliseconds. The terminals such as phone, tablet automatically connects to the fastest AP as users move between APs.


Cloud Management

Wi-Tek Cloud's quick configuration provide reliable performance, visual management, and real-time monitoring, enhancing the efficiency of device management.


Specifications



Model	WI-AP415	WI-AP416	WI-AP417P
Hardware Version	V1	V1	V1
Hardware Features			
Memory	128MB RAM 16MB Flash	64MB RAM 16M Flash	128MB RAM, 16MB Flash
Interface	2*10/100Mbps Base-T Ethernet Ports (WAN port supports 802.3af PoE Input)		1*10/100/1000Mbps Base-T WAN Port 4*10/100/1000Mbps Base-T LAN Ports
Button	1*Reset Button		
Power Supply	802.3af PoE Input	802.3af PoE Input	802.3af/at PoE Input
Power Consumption (Max)	6W	8W	10W
Wireless Features			
Standards	IEEE 802.11a/b/g/n/ac		
Max/Recommended Clients	50/32	80/48	100/64
Data Rates	2.4GHz: up to 300Mbps 5GHz: up to 450Mbps	2.4GHz: up to 300Mbps 5GHz: up to 900Mbps	2.4GHz: up to 400Mbps 5GHz: up to 867Mbps
MIMO	2.4GHz: 2 x 2 5GHz: 1 x 1	2.4GHz: 2 x 2 5GHz: 2 x 2	2.4GHz: 2 x 2 5GHz: 2 x 2
Antenna	2.4GHz: 2dBi 5GHz: 2dBi	2.4GHz: 2dBi 5GHz: 2dBi	2.4GHz: 2dBi 5GHz: 2dBi
Frequency	2.4GHz, 5GHz		
Channel Width	2.4GHz: 20/40MHz 5GHz: 20/40/80MHz		
Max. TX power	20dBm	20dBm	17dBm
Software Features			
Wireless Mode	Fit AP/Repeater/Wireless Router/WISP Mode (Default: Fit AP mode)	Fit AP/Fat AP (Default: Fit AP mode)	
Network	LAN: Static IP, Dynamic IP WAN: Static IP, Dynamic IP, PPPoE Client		
Wireless	Wireless Disable or Enable Modify SSID SSID Hiding		
Wireless Security	WPA-TKIP , WPA2-AES, WPA1/WPA2-Mixed, WPA-Enterprise, WPA2-Enterprise		



Model	WI-AP415	WI-AP416	WI-AP417P
VLAN	Supports IEEE 802.1Q VLAN Supports SSID-to-VLAN mapping		
Wi-Fi Schedule	Yes		
RF Parameter	Adjustable Country Auto Channel Width Selection Automatic Frequency Selection Adjustable Transmission Power Max Associated STA (default: 128) Weak Signal Rejection Threshold(default: -95dBm) User Isolation(default: disabled) Supports Wi-Fi Multimedia (WMM)		
Advanced	Multiple SSID (Up to 8 per radio) Ping Watchdog Scheduled Reboot DHCP Server NTP Server Diagnosis: PING, TRACERT		
Status Monitoring	Base Info: LAN/WAN Info, Wireless Info, System Info Radio Status Real Time Flow Chart Wireless Terminal Station SSID List DHCP Client ARP Table Routing Table		
Management	Quickly scan devices by discovery tools Web-based management by locally Support remote management by cloud platforms and applications Support AC management		
Environment	Operating Temperature: -20°C ~ 55°C(-4°F~131°F) Storage Temperature: -40°C ~ 70°C(-40°F~158°F) Operating Humidity: 5% ~ 95% (non-condensing) Storage Humidity: 5% ~ 95% (non-condensing)		Operating Temperature: -10°C ~ 55°C(14°F ~ 131°F) Storage Temperature: -40°C ~ 70°C(-40°F ~ 158°F) Operating Humidity: 5% ~ 95% (non-condensing) Storage Humidity: 5% ~ 95% (non-condensing)



Model	WI-AP415	WI-AP416	WI-AP417P
Others			
Certification	CE, FCC, RoHS, UKCA, RCM		
Product Dimensions (L x W x H)	86*86*35mm	86*86*35mm	112*86*50mm
Package Dimensions (L x W x H)	130*120*70mm	130*120*70mm	165*165*56mm
Product Weight	0.1kg	0.1kg	0.18kg
Package Weight	0.21kg	0.21kg	0.3kg



Model		WI-AP416
Fast-Roaming AP Combo Recommendations		
Type	Model	Hardware Version
Ceiling-Mount	WI-AP210-Lite	V2
	WI-AP210-Lite	V1
	WI-AP216	V2
	WI-AP216	V1
	WI-AP217-Lite	V2
	WI-AP218AX-Lite	V2
	WI-AP219AX-Lite	V2
Wall-Plate	WI-AP416	V1
	WI-AP417P	V1
Outdoor	WI-AP310-Lite	V1
	WI-AP316	V1
	WI-AP316AX-Lite	V1

Package Contents

Welcome to order our products. After purchasing, you will receive:

Items	Quantity
AP	1 pcs
Screws	2 pcs
Quick Installation Guide	1 pcs



Wireless-Tek Technology Limited


Address: Building 3, Units 1801-1807, 1812, Huaqiang Era Plaza, Tangwei Community, Fuhai Street, Bao'an District, Shenzhen City, Guangdong Province, China.

Website: www.wireless-tek.com

Tel: 86-0755-32811290

Email: sales@wireless-tek.com

Technical Support: tech@wireless-tek.com



Technical Support



Cloud Management



Company Website